

FUEL PRO® 488

PRODUCT DATA SHEET

The **FUEL PRO® 488** is an all-in-one fuel filter, water separator, and fuel pre-heater for heavy duty on-highway diesel engines with flow rates up to 180 gallons per hour.

With an optional pre-heater, overnight heater, and water-in-fuel sensor, the Fuel Pro® 488 will keep the engine running in any weather conditions.

Three layer filter design, with filtration to 10 microns, provides enhanced water separation capabilities for ultra-low sulfur diesel fuel with low interfacial tension.

Applications


- Heavy duty diesel engines (except DD13-15-16 engines) with flow rates up to 180 gph

Options

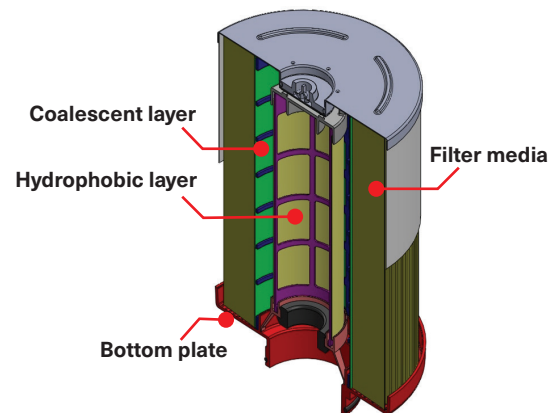
- Base model: unheated
- Electric heat
 - 12VDC or 24VDC Pre-heater
 - 120VAC Overnight heater
- Water-In-Fuel (WIF) sensor

Benefits

- Seeing is Believing® - see when NOT to change your filter
- Protects diesel engines from contaminants
- Reduces maintenance downtime
- Visual troubleshooting
- Environmentally friendly filter change
- Simple filter priming for easier starts
- Biodiesel up to B20 compatible



Filter Technology



A **Clarience Technologies** Company

DAVCO Technology, LLC

1600 Woodland Drive, Saline, MI 48176-1629

800-328-2611

customerservice@davco.com

www.davco.com

FUEL PRO® 488

Specifications

Height, overall, unheated model	14.68 in. (372.87 mm)
Depth, overall	9.92 in. (252 mm)
Width, maximum	8.35 in. (212.1 mm)
Weight, dry	Approx. 11 lbs
Minimum service height	4 in. (101.6 mm)
Max fuel flow	180 gph
Pre-heater	12VDC (155W or 195W) or 24VDC (195W)
Overnight heater	120VAC, 75W, .65A

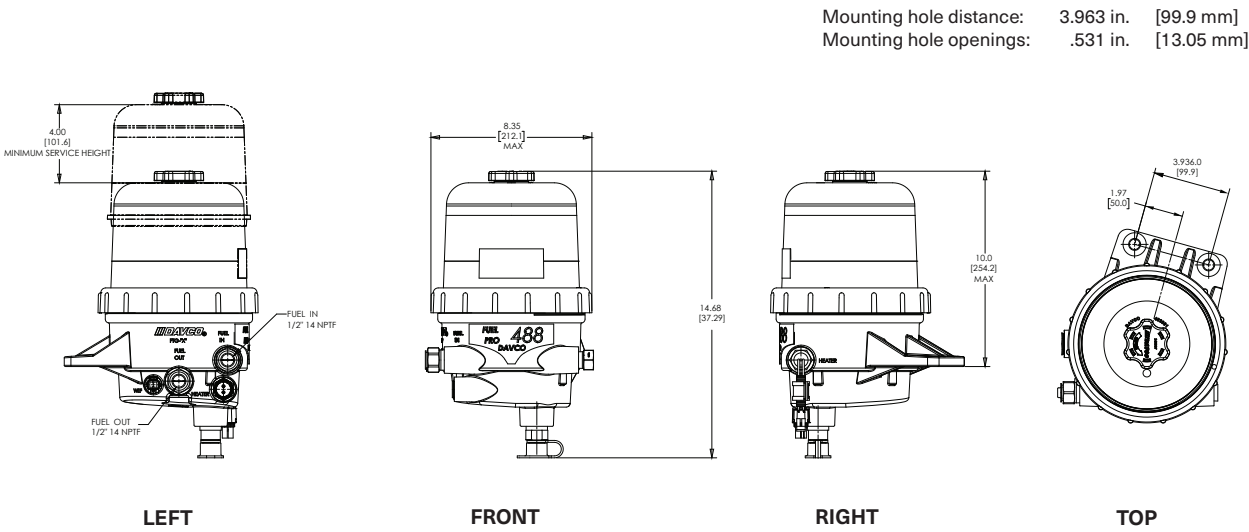
Filtration Performance (10 micron at 174 GPH)

Micron	10
Coarse water removal (%)	>99%
Emulsified water removal (%)	>93%
% Emulsified water removal (end of life filter)	>80%
Dirt holding capacity (grams)	150

Port Interface

Fuel-in	½"-14 NPTF
Fuel-out	½"-14 NPTF

Dimensions



Seeing is Believing®



When new, the fuel level in the filter will be very low with minimal restriction. As the filter is used, contaminants collect on the filter from the bottom up. Fuel rises on the filter indicating remaining filter life.



Fuel level increases in clear cover. As contaminants collect on the filter, the fuel rises to a non-contaminated section of the filter, providing optimal filtration while maintaining lowest restriction.



Fuel level at filter wrap level. Even though the fuel level is now more than half of the filter element, the fuel is still flowing through clean media at minimal restriction levels. The filter still has significant life remaining.



The filter element is now completely covered by fuel. At this point, all of the media's surface area is utilized. Restriction is increasing and the filter element should be changed at the next scheduled maintenance interval.

DAVCO Technology, LLC

1600 Woodland Drive, Saline, MI 48176-1629
800-328-2611 customerservice@davco.com www.davco.com

F3520 REV E
Updated on 06/12/2025