

FUEL PRO[®] 483

PRODUCT DATA SHEET

The **FUEL PRO[®] 483** is an all-in-one fuel filter, water separator, and fuel pre-heater for heavy duty diesel engines with flow rates up to 180 gallons per hour.

With an optional pre-heater, overnight heater, and water-in-fuel sensor, the Fuel Pro[®] 483 will keep the engine running in any weather conditions.

Order with coolant heat connections and thermostatic valve to keep fuel at a constant temperature.

Applications


- Heavy duty diesel engines (except DD13-15-16 engines) with flow rates up to 180 gph

Options

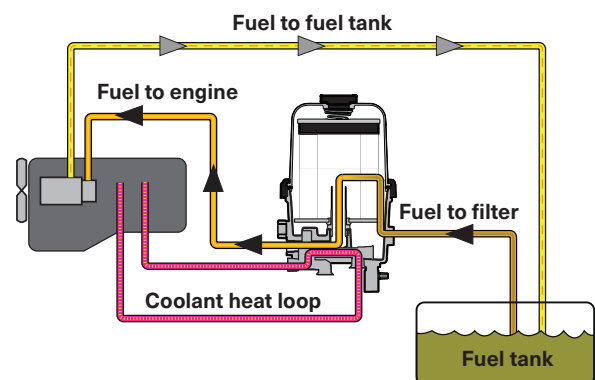
- Base model: coolant heated
- Electric heat
 - 12VDC or 24VDC Pre-heater
 - 120VAC Overnight heater
- Water-In-Fuel (WIF) sensor
- Coolant heat with thermostatic valve

Benefits

- Seeing is Believing[®] - see when NOT to change your filter
- Protects diesel engines from contaminants
- Reduces maintenance downtime
- Visual troubleshooting
- Environmentally friendly filter change
- Simple filter priming for easier starts
- Biodiesel up to B20 compatible



Typical Installation with Coolant Heat



A Clariance Technologies Company

800-328-2611

customerservice@davco.com

www.davco.com

F3515 REV E | Updated on 10/06/2025

FUEL PRO[®] 483

Specifications

Height, overall, unheated model	14.28 in. (362.7 mm)
Depth, overall	9.85 in. (250 mm)
Width, maximum	8.34 in. (211 mm)
Weight, dry	Approx. 11 lbs
Minimum service height	3.5 in. (88.9 mm)
Max fuel flow	180 gph
Pre-heater	12VDC (150W) or 24VDC (135W)
Overnight heater	120VAC, 75W, .65A

Filtration Performance (7 micron at 100 GPH)

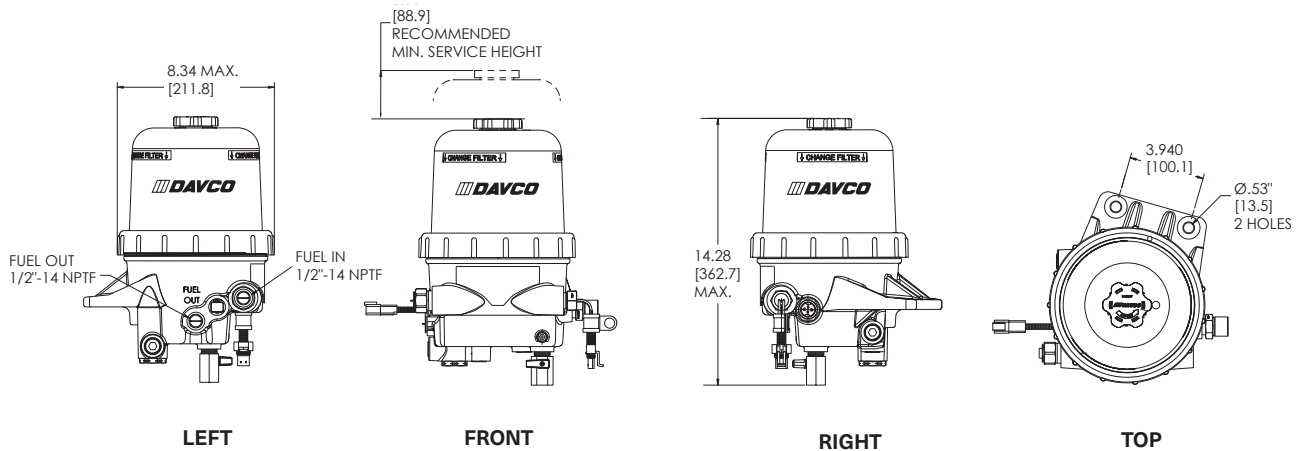
Coarse water removal (%)	>99%
% Emulsified water removal (%)	>98.7%
Dirt holding capacity (grams)	157

Port Interface

Fuel-in	½"-14 NPTF
Fuel-out	½"-14 NPTF
Coolant connections	½"-14 NPTF

Dimensions

Mounting hole distance: 3.940 in. [100.1mm]
Mounting hole openings: .53 in. [13.05mm]




Seeing is Believing[®]



When new, the fuel level in the filter will be very low with minimal restriction. As the filter is used, contaminants collect on the filter from the bottom up. Fuel rises on the filter indicating remaining filter life.



Fuel level increases in clear cover. As contaminants collect on the filter, the fuel rises to a non-contaminated section of the filter, providing optimal filtration while maintaining lowest restriction.



Fuel level at filter wrap level. Even though the fuel level is now more than half of the filter element, the fuel is still flowing through clean media at minimal restriction levels. The filter still has significant life remaining.



The filter element is now completely covered by fuel. At this point, all of the media's surface area is utilized. Restriction is increasing and the filter element should be changed at the next scheduled maintenance interval.

DAVCO Technology, LLC

All statements are based on OEM fuel quality requirements. Contact your DAVCO RSM for OEM specific warranties.

© 2025 DAVCO Technology, LLC. DAVCO is a subsidiary of Clariance Technologies. All rights reserved.

